

Simple and user friendly walk-behind scrubber dryer

The SC430 is the perfect choice for simple and reliable daily cleaning of indoor mid-sized areas. With a reduced pushing force and a user friendly design the SC430 is intuitive to use.







SC430 offers value for money and is available in a full package version that includes batteries, on-board charger as well as brush and squeegee – everything you need to get your cleaning going!

- Easy to use with one touch button that activate all scrubbing functions
- Integrated solution tank and recovery tank for high capacity
- Compatible with all Nilfisk accessories
- Excellent water pick-up



Picture shown may not represent model quoted

• Standard equipment

Included accessories	Ref. no.	Min. required	SC430 53 B GO FULL PKG	SC430 53 B AP	SC430 53 B FULL PKG AP
Pad Holder					
 PAD HOLDER 19 480MM	VF85461SZ	2		•	•
Disc Brush 530 mm					
 BRUSH DISC 530MM 21 PROLENE BLUE	L08837025	1	•		
Squeegee Blade					
 BLADES NON MARKING KIT 740MM/29 AP	VF91113	1		•	•
 BLADES SQUEE. 740MM 29 GUM RUBBER KIT	9100000279	1	•		
Battery					
 BATTERY DISCOVER 12V 84AH	1464853000	2	•		•
On-Board Charger					
 CHARGER 100-240V OBC 24V 9A	VF90297	0	•	•	•



Simple and user friendly walk-behind scrubber dryer

Model	SC430 53 B GO FULL PKG	SC430 53 B AP	SC430 53 B FULL PKG AP
Ref. no.	50000334	50000481	50000487

PRODUCT FEATURES










Blades can be used on 4 edges	•	•	•
Battery level indicator	•	•	•
Water level indicator	•	•	•
Offset brush	•	•	•
Ergonomic handle with two safety switches	•	•	•
Quick change system for squeegee blades	•	•	•
Squeezable drain hose with flow control	•	•	•
Delivered ready to use (full package)	•		•

Technical specifications	SC430 53 B GO FULL PKG	SC430 53 B AP	SC430 53 B FULL PKG AP
Max. speed (km/h)	4	4	4
Voltage (V)	24	24	24
Rated power (W)	900	900	900
Vacuum motor power (W)	350	350	350
Vacuum (mm H ₂ O)	1200	1200	1200
Sound pressure level at 1.5 m (dB(A) ISO 3744)	70 ±3	70 ±3	70 ±3
Productivity theoretical/actual (m ² /h)	2120/1272	2120/1272	2120/1272
Scrubbing width (mm)	530	530	530
Max. climbing rate (%)	2	2	2
Solution/recovery tank (l)	40/40	40/40	40/40
Squeegee width (mm)	760	760	760
Brush/pad diameter (mm)	530/508	530/508	530/508
Brush pressure (kg)	35	35	35
Brush speed (RPM)	150	150	150
Length x width x height (mm)			
Length x width x height (cm)	114x55x110	114x55x110	114x55x110
Battery compartment size (L x W x H) (mm)	340x330x260	340x330x260	340x330x260
Weight (kg)	135	135	135
Gross weight (gvw) (kg)	175	175	175













Simple and user friendly walk-behind scrubber dryer

● Standard equipment, ○ Supplementary accessories, □ Mountable equipment

Accessories	Ref. no.	Min. required	SC430 53 B GO FULL PKG	SC430 53 B AP	SC430 53 B FULL PKG AP
Battery					
 BATT. 12V-76AH GEL MONOBLOC	80564310	2	□		
BATTERY DISCOVER 12V 84AH	1464853000	2	●	□	●
Disc Brush 530 mm					
BRUSH	VF91040	1		○	○
 BRUSH DISC 530MM 21 AGLITE GRIT 500	L08837067	1	○	○	○
 BRUSH DISC 530MM 21 DYNA GRIT 80	L08837066	1	○	○	○
 BRUSH DISC 530MM 21 GRIT 180 GREY	L08837028	1	○	○	○
 BRUSH DISC 530MM 21 MAGNA GRIT 46	L08837065	1	○	○	○
 BRUSH DISC 530MM 21 MID GRIT 240	L08837029	1	○	○	○
 BRUSH DISC 530MM 21 PROLENE BLUE	L08837025	1	●	○	○
 BRUSH DISC 530MM 21 PROLITE BLUE	L08837026	1	○	○	○
 BRUSH DISC 530MM 21 UNION MIX	L08837027	1	○	○	○
Squeegee Blade					
BLADES NON MARKING KIT 740MM/29 AP	VF91113	1		●	●
BLADES PU KIT 740MM/29 AP	VF91116	1		○	○



Simple and user friendly walk-behind scrubber dryer

Accessories		Ref. no.	Min. required	SC430 53 B GO FULL PKG	SC430 53 B AP	SC430 53 B FULL PKG AP
	BLADES SQUEE. 740MM 29 GUM RUBBER KIT	9100000279	1	•		
	BLADES SQUEEGEE 740MM 29 PU KIT	909 6858 000	0	○		
Pad Holder						
	PAD HOLDER 19 480MM	VF85461SZ	2		•	•
	PAD HOLDER BRISTLE 20 510MM CPL	L08837018	0	○		
	PAD HOLDER FLAT 20 508MM	9099671000	0	○		
Pad 20" / 508 mm						
	PAD 20 508MM ECO BLACK 5PCS	10001955	1	○	□	□
	PAD 20 508MM ECO BLUE 5PCS	10001956	2	○	□	□
	PAD 20 508MM ECO BROWN 5PCS	10001957	1	○	□	□
	PAD 20 508MM ECO GREEN 5PCS	10001958	2	○	□	□
	PAD 20 508MM ECO RED 5PCS	10001959	2	○	□	□
	PAD 20 508MM ECO WHITE 5PCS	10001960	2	○	□	□
On-Board Charger						
	CHARGER 100-240V OBC 24V 9A	VF90297	0	•	•	•